Lista General de Productos

Medidas, Calibres y Pesos Teóricos

FORTACERO

El Mejor Inventario...a tiempo®

www.fortacero.com

En **Fortacero** dedicamos nuestro mayor esfuerzo en ser la mejor opción para nuestros clientes en cuanto a existencia y variedad de productos, pretendiendo siempre cumplir con sus requerimientos.

Contamos con instalaciones en Monterrey, Ciudad de México, Culiacan, Chihuahua, Guadalajara, Tijuana, Mexicali, Hermosillo, Saltillo, Merida, Laguna, San Luis Potosí, León, Querétaro, Aguascalientes, Puebla y Veracruz entre las cuales mantenemos permanentemente más de 200,000 toneladas en inventario.

En este folleto presentamos los más de 1,500 diferentes productos (entre tipos y diversas medidas) que manejamos en stock y de los cuales hemos demostrado mantener constantemente en existencia al menos un 98% de ellos.

Placa Temper	02
Lámina Caliente / Antiderrapante / En Frío	04
Placa de Rollo / Lámina y Placa de Grado	05
Placa de Hoja	06
Lámina Galvanizada / Acanaladas	07
Fortadeck (Losacero) / Cinta KR18 / Soleras de Slitter	08
Tableros	09
Vigas IPS / Viga Carrocera / Canales	10
Vigas IPR / Viga W	11-13
Ángulos / Ángulo TEE	14
Soleras	15
Redondos / Cuadrados	16
Rejilla Electroforjada / Polín	17
PTR	18
HSS	20
Tubos	21-22
Infraestructura / Servicios	23-25

FORTACERO

El Mejor Inventario...a tiempo®

ÍNDICE

Capacidad:
3/4" de espesor
8' (100" max.) de ancho
40 Tons. peso de rollo

Cedencia:
hasta 100,000 psi en 1"
hasta 120,000 psi en 1/2"

Placa Temper *(VENTAJAS)*

Elimina el efecto memoria (springback) generado por esfuerzos residuales.

Corte a largo especial.

Espesor real cercano al nominal, no pague más kilos por la misma pieza.

Cumple con tolerancias más cerradas en planeza (1/2 ASTM), espesor, descuadre y longitud.

Mejora la procesabilidad de la placa en cortes con pantógrafo, laser o plasma.

Mejora el acabado superficial del material.

PLACA TEMPER

Placa superior en planeza





Placa libre de memoria

Características de Producto Terminado

Planeza: 50% de la Norma ASTM A6 y A568

Corte a Longitud: 48" a 600"

Precision de: Corte +/-1/8". Descuadre: 1/8"

LÁMINA CALIENTE DECAPADA Y SIN DECAPAR

CALIBRE	ESPESOR		KG/HOJA							PESO
	Pulgada	mm.	3' X 8'	3' X 10'	4' X 8'	4' X 10'	5' X 10'	5' X 20'	6'	Kg/m2
7	0.180	4.572	81	101	108	135	-------	-------	-------	36.27
8	0.165	4.191	74	93	99	124	155	309	-------	33.25
9	0.150	3.810	67	84	90	112	-------	-------	-------	30.23
10	0.135	3.429	61	76	81*	101*	126	253	-------	27.20
11	0.120	3.048	54	67	72*	90*	112	225	LE**	24.18
12	0.105	2.667	47	59	63*	79*	98	197	-------	21.16
13	0.090	2.286	40	51	54	67	-------	-------	-------	18.14
14	0.075	1.905	34	42	45*	56*	70	140	-------	15.11
16	0.060	1.524	-------	-------	36	45	-------	-------	-------	12.09
18	0.048	1.219	-------	-------	29	36	-------	-------	-------	9.67
20	0.036	0.914	-------	-------	22	27	-------	-------	-------	7.25

* También se manejan en grado A1011 CS

** Se maneja solamente a Largo Especial sobre pedido.

Contamos con servicio de corte a largo especial

LÁMINA ANTIDERRAPANTE

CALIBRE	ESPESOR		KG/HOJA				PESO
	Pulgada	mm.	3' X 10'	4' X 10'	5' X 10'	5' X 20'	Kg/m2
16	0.060	1.524	-------	54	-------	-------	12.09
14	0.075	1.905	51	68	-------	-------	18.31
12	0.105	2.667	71	95	-------	-------	25.63
1/8	0.125	3.175	84	112	139	279	30.02
3/16	0.187	4.750	118	158	197	395	42.47
1/4	0.250	6.350	153	204	255	510	54.92
3/8	0.375	9.525	-------	297	-------	-------	79.82

LÁMINA EN FRÍO

CALIBRE	ESPESOR		KG/HOJA				PESO
	Pulgada.	mm.	3' X 8'	3' X 10'	4' X 8'	4' X 10'	Kg/m2
16	0.060	1.524	27	34	36	45	12.09
18	0.048	1.219	22	27	29	36	9.67
20	0.036	0.914	16	20	22	27	7.25
22	0.030	0.762	13	17	18	22	6.05
24	0.024	0.610	11	13	14	18	4.84
26	0.019	0.493	9	11	-	-	3.57

Contamos con servicio de corte a largo especial

PLACA DE ROLLO

ESPESOR			PESOS POR PLACA EN KILOS								
Pulgada		mm.	3' X 8'	3' X 10'	4' X 8'	4' X 10'	5' X 10'	5' X 20'	6' X 20'	8' X 20'	Kg/m2
3/16	0.187	4.8	84	105	112	140	176	351	421	562	
1/4	0.250	6.3	112	140	150	187	234	468	562	749	
5/16	0.312	7.9	140	176	187	234	293	585	702	935	
3/8	0.375	9.5	168	211	225	281	351	702	842	1,123	
7/16	0.437	11.1	-------	-------	-------	-------	-------	-------	982	-------	
1/2	0.500	12.7	225	281	300	374	468	936	1,123	1,498	
9/16	0.562	14.3	-------	-------	-------	-------	-------	-------	1,262	-------	
5/8	0.625	15.9	281	351	374	468	585	1,170	1,404	1,872	
3/4	0.750	19.0	337	421	449	562	702	1,404	1,685	2,246	

Manejamos también anchos irregulares de 38¨a 98¨ con mayor descuento ¡ Pregunta a tu ejecutivo !

LÁMINA Y PLACA DE GRADO

A-285ºC, A-516º70, A-572º50, A-572º65 Y SAE 1045

CALIBRE	ESPESOR		KG/M					KG/HOJA				PESO
	Pulgada	mm.	3'	4'	5'	6'	8'	4' X 20'	5' X 20'	6' X 20'	8' X 20'	Kg/m2
14	0.075	1.905	13.82	-------	-------	-------	-------	-------	-------	-------	-------	15.11
12	0.105	2.667	-------	25.80	-------	-------	-------	157	-------	-------	-------	21.16
1/8	0.125	3.175	-------	-------	-------	46.00	-------	-------	-------	281	-------	25.19
10	0.135	3.429	-------	33.17	-------	-------	-------	202	-------	-------	-------	27.20
3/16	0.187	4.750	-------	45.94	57.43	68.91	-------	280	350	420	-------	37.68
1/4	0.250	6.350	-------	61.42	76.77	92.13	122.83	374	468	562	749	50.38
5/16	0.312	7.925	-------	76.65	95.81	114.97	153.30	467	584	701	935	62.87
3/8	0.375	9.525	-------	92.13	115.16	138.19	184.25	562	702	842	1,123	75.56
1/2	0.500	12.700	-------	122.83	153.54	184.25	245.67	749	936	1,123	1,498	100.75
5/8	0.625	15.875	-------	-------	191.93	230.31	307.09	-------	1,170	1,404	1,872	125.94
3/4	0.750	19.050	-------	-------	230.31	276.38	368.50	-------	1,404	1,685	2,246	151.13



Solicite otras dimensiones y grados

PLACA DE HOJA

A-36, A-283°C, A-285°C, A-516°70, A-572°50, A-709°50, A-572°65, SAE 1045

ESPESOR			PESO		PESOS POR PLACA EN KILOS											
Pulgada		mm.	Kg/m2	Kg/pie2	3' X 6'	3' X 8'	3' X 10'	4' X 8'	4' X 10'	5' X 10'	5' X 20'	6' X 20'	6' X 40'	8' X 20'	8' X 40'	10' X 40'
3/16	0.187	4.8	37.78	4	---	*84	105	*112	140	176	351	421	---	562	1,123	---
1/4	0.250	6.3	50.38	5	---	*112	140	*150	187	234	468	562	---	749	---	---
5/16	0.312	7.9	62.97	6	---	*140	176	*187	234	293	585	702	---	936	---	---
3/8	0.375	9.5	75.56	7	---	*168	211	*225	281	351	702	842	1,685	1,123	2246	2,808
7/16	0.437	11.1	88.05	8	---	---	*246	---	---	---	---	*983	---	---	---	---
1/2	0.500	12.7	100.75	9	---	*225	281	*300	374	468	936	1,123	2,246	1,498	2,995	3,744
9/16	0.562	14.3	113.24	11	---	---	*316	---	---	---	---	1,264	---	---	---	---
5/8	0.625	15.9	125.94	12	211	281	351	374	468	585	1,170	1,404	2,808	1,872	3,744	4,680
3/4	0.750	19.0	151.12	14	253	337	421	449	562	702	1,404	1,685	3,370	2,246	4,493	5,616
7/8	0.875	22.2	176.31	16	---	---	*491	---	---	---	---	1,966	---	2,621	---	---
1	1	25.4	201.50	19	337	449	562	599	749	936	1,872	2,246	4,493	2,995	5,990	7,488
1 1/8	1.125	28.6	226.69	21	---	---	632	---	---	---	---	2,527	---	3,370	6,739	---
1 1/4	1.250	31.7	251.88	23	---	562	702	749	936	1,170	2,340	2,808	5,616	3,744	7,488	---
1 3/8	1.375	34.9	277.06	26	---	---	---	---	---	---	---	---	---	4,118	---	---
1 1/2	1.500	38.1	302.25	28	---	674	842	899	1,123	1,404	2,808	3,370	---	4,493	8,986	---
1 5/8	1.625	41.3	327.44	30	---	---	---	---	---	---	---	---	---	4,867	---	---
1 3/4	1.750	44.4	352.62	33	---	---	983	---	---	1,872	---	3,931	---	5,242	---	---
2	2	50.8	403.00	37	---	899	1,123	1,198	1,498	---	3,744	4,493	---	5,990	11,981	---
2 1/4	2.250	57.1	453.38	42	---	---	1,264	---	1,685	---	---	5,054	---	6,739	---	---
2 1/2	2.500	63.5	503.75	47	---	---	1,404	---	1,872	---	---	5,616	---	7,488	---	---
2 3/4	2.750	69.8	554.12	51	---	---	---	---	---	---	---	---	---	8,237	---	---
3	3	76.2	604.50	56	---	---	1,685	---	2,246	---	---	6,739	---	8,986	---	---
3 1/2	3.500	88.9	705.25	66	---	---	---	---	---	---	6,552	7,935	---	10,483	---	---
4	4	101.6	806.00	75	---	---	---	---	---	---	7,448	9,069	---	11,981	---	---
4 1/2	4.500	114.3	906.75	84	---	---	---	---	---	---	---	---	---	13,478	---	---
5	5	127.0	1,007.50	94	---	---	---	---	---	---	---	11,232	---	14,976	---	---
5 1/2	5.500	139.7	1,108.25	103	---	---	---	---	---	---	---	12,355	---	16,474	---	---
6	6	152.4	1,209.20	112	---	---	---	---	---	---	---	13,478	---	---	---	---

* Estos materiales se cotizan sobre pedido

PLACA VARIOS x VARIOS

- 3/16 - 6”
- Placa con dimensiones no standard.
- Sin certificado.
- Garantizamos que dobla a 90°

GALVANIZADA LISA

CALIBRE	ESPESOR		KG/M LINEAL		PESO/HOJA (KG)			
	mm.	Pulgada	3'	4'	3' x 8'	3' x 10'	4' x 8'	4' x 10'
14	1.935	0.0762	13.87	18.50	34	42	45	56
16	1.557	0.0613	11.15	14.87	27	34	36	45
18	1.252	0.0493	8.97	11.96	22	27	29	36
20	0.950	0.0374	6.80	9.06	17	21	22	28
22	0.798	0.0314	5.70	7.60	14	17	19	23
24	0.569	0.0224	4.06	5.42	10	12	13	17
26	0.493	0.0194	3.52	4.69	9	11	11	14

Se manejan en grado G-60.

LÁMINA ACANALADA R72 - 030 - 0725

CALIBRE	ESPESOR		Kg / Hoja									PESO
	Pulgadas	mm	3'x8'	3'x10'	3'x12'	3'x14'	3'x16'	3'x18'	3'x20'	3'x22'	3'x24'	K/M
22	0.030"	0.76	13.92	17.40	20.88	24.37	27.85	31.33	34.81	38.29	41.77	5.71
24	0.024"	0.53	9.90	12.37	14.85	17.32	19.80	22.27	24.75	27.22	29.70	4.06
26	0.018"	0.45	8.58	10.73	12.87	15.02	17.17	19.31	21.46	23.60	25.75	3.52
28	0.015"	0.38	7.24	9.05	10.86	12.67	14.48	16.29	18.11	19.92	21.73	2.97
30	0.013″	0.33	5.90	7.40	8.90	10.40	11.90	13.40	14.90	16.40	17.80	2.40
32	0.009″	0.25	4.93	6.16	7.39	8.62	9.85	11.08	12.31	13.55	14.78	2.02

R72 Poder cubriente 72 cm

0-30 Ancho efectivo de 77.8 cm (30.6")

0-725 Ancho efectivo de 71.5 cm (28.1")

LÁMINA ACANALADA R101- 0100 - RN100/35

CALIBRE	ESPESOR		Kg / Hoja									PESO
	Pulgadas	mm	4'x8'	4x10'	4'x12'	4'x14'	4'x16'	4'x18'	4'x20'	4'x22'	4'x24'	K/M
22	0.030"	0.76	18.56	23.20	27.83	32.47	37.11	41.75	46.39	51.03	55.67	7.61
24	0.024"	0.53	13.22	16.52	19.82	23.13	26.43	29.74	33.04	36.34	39.65	5.42
26	0.018"	0.45	11.44	14.30	17.15	20.01	22.87	25.73	28.59	31.45	34.31	4.69
28	0.015"	0.38	9.66	12.07	14.48	16.90	19.31	21.73	24.14	26.55	28.97	3.96

R101 - Poder cubriente 101 cm

RN100 / 35 - Poder cubriente 100.0 cm

0100 - Poder cubriente 95.2 cm (en cubierta) / 103.2 cm (en muro)

* Manejamos Galvanizado G60, Zintro Alum y Pintada

Somos fabricantes de Fortadeck Losacero

FORTADECK Losacero

SEC	CALIBRE	Espesor Nominal	Peso aproximado	Peso aproximado
		Pulg - mm	Kg/ml	Kg/m2
15	24	0.0240 - 0.61	6.15	6.72
	22	0.0295 - 0.75	7.62	8.33
	20	0.0358 - 0.91	9.17	10.02
	18	0.0474 - 1.20	12.02	13.14
25	24	0.0240 - 0.61	6.15	6.72
	22	0.0295 - 0.75	7.62	8.33
	20	0.0358 - 0.91	9.17	10.02
	18	0.0474 - 1.20	12.02	13.14

SEC	CALIBRE	Espesor Nominal	Peso aproximado	Peso aproximado
		Pulg - mm	Kg/ml	Kg/m2
30	22	0.0295 - 0.75	7.62	8.33
	20	0.0358 - 0.91	9.17	10.02
	18	0.0474 - 1.20	12.02	13.14

Se manejan desde 1.4 m hasta 15m de largo.

CINTA KR18

CALIBRE	Peso por área instalada (Kg/m2)	RECUBRIMIENTO	GRADO	NORMA
22	8.316	Zintro	Fy= 33 Ksi	ASTM A653
24	5.923	Zintroalum		ASTM A792
26	5.126	Pintada		ASTM A653

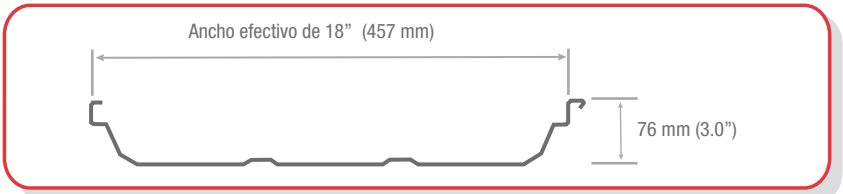

Somos fabricantes de Solera Slitter

SOLERAS DE SLITTER

Pulgada		mm.		Kg/m
1/8"	x 1/2"	3.2	x 12.7	0.32
	x 3/4"		x 19.0	0.47
	x 1"		x 25.4	0.63
	x 1 1/4"		x 31.7	0.79
	x 1 1/2"		x 38.1	0.95
	x 2"		x 50.8	1.27
	x 2 1/2"		x 63.5	1.58
	x 3"		x 76.2	1.9
	x 4"		x 101.6	2.54
3/16"	x 1/2"	4.8	x 12.7	0.47
	x 3/4"		x 19.0	0.71
	x 1"		x 25.4	0.95

Pulgada		mm.		Kg/m
3/16"	x 1 1/4"		x 31.7	1.19
	x 1 1/2"		x 38.1	1.42
	x 2"		x 50.8	1.9
	x 2 1/2"		x 63.5	2.38
	x 3"		x 76.2	2.84
	x 4"		x 101.6	3.8
	x6"		x 152.4	5.68
	x8"		x 203.2	7.6
1/4"	x 1"	6.3	x 25.4	1.27
	x 2"		x 50.8	2.53

Se puede manejar ancho y largo especial, pregunta a tu ejecutivo.

TABLEROS

Somos fabricantes de Tablero

DESCRIPCIÓN	DIMENSION NOMINAL	CALIBRE	ESPESOR	INVENTARIO	DIMENSION EFECTIVA		
	Ancho x Largo				Ancho (Mts)	Longitud (Mts)	Kg/M
147 A	3x3	20	0.036	PR	0.91	0.85	6.53
	3x6	22	0.030	GV	0.91	1.76	5.45
	3x8	20	0.036	PR	0.91	2.36	6.53
	3x8	20	0.036	GV	0.91	2.36	6.53
	3x10	22	0.030	PR	0.91	2.80	5.45
	3x10	22	0.030	GV	0.91	2.80	5.45
147 L	3x3	20	0.036	PR	0.85	0.91	6.53
	3x3	20	0.036	GV	0.85	0.91	6.53
	3x3	22	0.030	PR	0.85	0.91	5.45
	3x3	22	0.030	GV	0.85	0.91	5.45
	3x6	20	0.036	PR	0.85	1.83	6.53
	3x6	22	0.030	PR	0.85	1.83	5.45
	3x8	20	0.036	PR	0.85	2.44	6.53
	3x10	20	0.036	PR	0.85	3.05	6.53
	3x10	22	0.030	PR	0.85	3.05	5.45
147 LC	3x3	20	0.036	PR	0.84	0.91	6.53
	3x3	20	0.036	GV	0.84	0.91	6.53
	3x3	22	0.030	GV	0.84	0.91	5.45
	3x6	20	0.036	PR	0.84	1.83	6.53
	3x6	22	0.030	GV	0.84	1.83	5.45
	3x8	20	0.036	PR	0.84	2.44	6.53
	3x10	20	0.036	PR	0.84	3.05	6.53
	3x10	20	0.036	GV	0.84	3.05	6.53
	3x10	22	0.030	GV	0.84	3.05	5.45
148 LC	3x3	20	0.036	PR	0.77	0.91	6.53
	3x3	20	0.036	GV	0.77	0.91	6.53
	3x3	22	0.030	GV	0.77	0.91	5.45
	3x4	20	0.036	PR	0.77	1.22	6.53
	3x6	20	0.036	PR	0.77	1.83	6.53
	3x6	20	0.036	GV	0.77	1.83	6.53
	3x6	22	0.030	GV	0.77	1.83	5.45
	3x7	20	0.036	PR	0.77	2.13	6.53
	3x8	20	0.036	PR	0.77	2.44	6.53
	3x10	20	0.036	PR	0.77	3.05	6.53
	3x10	20	0.036	GV	0.77	3.05	6.53
	4x3	20	0.036	PR	1.03	0.91	8.73
	4x4	20	0.036	PR	1.03	1.22	8.73
	4x6	20	0.036	PR	1.03	1.83	8.73
	4x7	20	0.036	PR	1.03	2.13	8.73
	4x8	20	0.036	PR	1.03	2.44	8.73
	4x10	20	0.036	PR	1.03	3.05	8.73
149 A	3x8	20	0.036	PR	0.91	2.27	6.53
	3x8	22	0.030	PR	0.91	2.27	5.45
	3x10	20	0.036	PR	0.91	2.84	6.53
149 L	3x3	20	0.036	PR	0.86	0.91	6.53
	3x3	20	0.036	GV	0.86	0.91	6.53
	3x3	22	0.030	PR	0.86	0.91	5.45
	3x6	20	0.036	PR	0.86	1.83	6.53
	3x6	20	0.036	GV	0.86	1.83	6.53
	3x6	22	0.030	PR	0.86	1.83	5.45
	3x6	22	0.030	GV	0.86	1.83	5.45
	3x8	20	0.036	PR	0.86	2.44	6.53
	3x8	20	0.036	GV	0.86	2.44	6.53
	3x8	22	0.030	PR	0.86	2.44	5.45
	3x8	22	0.030	GV	0.86	2.44	5.45
	3x10	20	0.036	PR	0.86	3.05	6.53
	3x10	22	0.030	GV	0.86	3.05	5.45
149 LC	3x3	20	0.036	PR	0.85	0.91	6.53
	3x6	20	0.036	PR	0.85	1.83	6.53
	3x8	20	0.036	PR	0.85	2.44	6.53
	3x10	20	0.036	PR	0.85	3.05	6.53

PR- Pintado Rojo **GV**- Galvanizado Verde ***-** Fabricacion Especial **A**- Moldura a lo ancho **L**- Moldura a lo largo **LC**- Moldura Largo Continuar
*Este producto se maneja en paquetes de 50 piezas c/u.
*La dimensión nominal a lo largo y a lo ancho están basadas en la hoja antes de troquelar.

COLOCACIÓN DE MOLDURAS

"L" Moldura a lo Largo

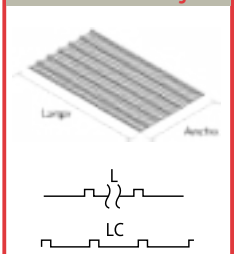

"A" Moldura a lo Largo

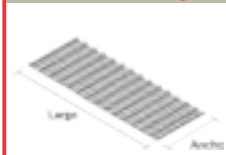

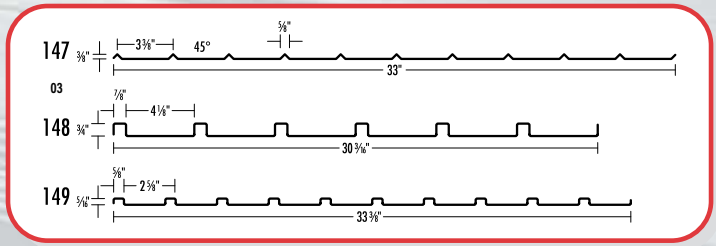



VIGA IPS

PERALTE		PESO		ANCHO DEL PATÍN		ESPESOR DEL ALMA	
PULGADA	MM.	KG/M	LB/FT	PULGADA	MM.	PULGADA	MM.
3	76.2	8.48	5.7	2.33	59	0.17	4
4	101.6	11.46	7.7	2.66	68	0.19	5
5	127.0	14.88	10.0	3.00	76	0.21	5
6	152.4	18.60	12.5	3.33	85	0.23	6
7.87	200.0	26.20	16.7	3.54	90	0.27	7
8	203.2	27.38	18.4	4.00	102	0.27	7

En largos de 6.10 y 12.20 mts. en acero A-36.

VIGA CARROCERA

PERALTE		PESO		ANCHO DEL PATÍN	ESPESOR DEL ALMA
PULGADA	MM.	KG/M	LB/FT	PULGADA	PULGADA
4 x 2 1/4	101.6 x 57.15	4.83	3.25	2.25”	0.092

CANALES

PERFIL		PESO		ANCHO DEL PATÍN		ESPESOR DEL PATÍN		ESPESOR DEL ALMA	
PULGADA	MM.	KG/M	LBS/FT	PULGADA	MM.	PULGADA	MM.	PULGADA	MM.
3	76.2	5.20	3.50	1.372	35	0.273	6.9	0.132	3.4
		6.10	4.10	1.410	36	0.273	6.9	0.170	4.3
4	101.6	6.70	4.50	1.584	40	0.296	7.5	0.125	3.2
		8.04	5.40	1.584	40	0.296	7.5	0.184	4.7
5	127.0	9.97	6.70	1.750	44	0.320	8.1	0.190	4.8
6	152.4	12.20	8.20	1.920	48	0.343	8.7	0.200	5.1
		15.63	10.50	2.034	51	0.343	8.7	0.314	8.0
		19.35	13.00	2.157	55	0.343	8.7	0.437	11.1
7	177.8	14.60	9.80	2.090	53	0.366	9.3	0.210	5.3
8	203.2	17.11	11.50	2.260	57	0.390	9.9	0.220	5.6
		20.46	13.75	2.343	59	0.390	9.9	0.303	7.7
		27.90	18.75	2.527	64	0.390	9.9	0.487	12.4
10	254.0	22.76	15.30	2.600	65	0.436	11.1	0.240	6.1
		29.76	20.00	2.739	69	0.436	11.1	0.379	9.6
		37.20	25.00	2.886	73	0.436	11.1	0.526	13.4
		44.64	30.00	3.033	76	0.436	11.1	0.673	17.1
12	304.8	30.80	20.70	2.942	74	0.501	12.7	0.282	7.2
		37.20	25.00	3.047	77	0.501	12.7	0.387	9.8
		44.64	30.00	3.170	80	0.501	12.7	0.510	13.0
15	381.0	50.40	33.90	3.400	86	0.650	16.5	0.400	10.2
		59.53	40.00	3.520	89	0.650	16.5	0.520	13.2
		74.50	50.00	3.716	94	0.650	16.5	0.716	18.2

En largos de 6.10 mts en acero A-36 y 12.20 mts en acero A-572°50 ó A-529°50”.

Este producto cumple con los siguientes grados de acero A36 / A572°50 / A 992

VIGAS IPR / VIGA W

DIMENSIONES		PESO		PERALTE		ANCHO DEL PATÍN		ESPESOR DEL PATÍN		ESPESOR DEL ALMA	
Pulgada	mm	Kg/m	Lb/ft	Pulgada	mm.	Pulgada	mm.	Pulgada	mm.	Pulgada	mm.
4” x 4”	101.6 x 101.6	19.3	13	4.16	106	4.06	103	0.35	8.9	0.28	7.1
5” x 5”	127.0 x 127.0	23.8	16	5.01	127	5.00	127	0.36	9.1	0.24	6.1
		28.3	19	5.15	131	5.03	128	0.43	10.9	0.27	6.9
6” x 4”	152.4 x 101.6	12.7	8.5	5.83	148	3.94	100	0.19	4.8	0.17	4.3
		13.4	9	5.90	150	3.94	100	0.22	5.6	0.17	4.3
		17.9	12	6.03	153	4.00	102	0.28	7.1	0.23	5.8
		23.8	16	6.28	160	4.03	102	0.41	10.4	0.26	6.6
6” x 6”	152.4 x 152.4	22.3	15	5.99	152	5.99	152	0.26	6.6	0.23	5.8
		29.8	20	6.20	157	6.02	153	0.37	9.4	0.26	6.6
		37.2	25	6.38	162	6.08	154	0.46	11.7	0.32	8.1
8” x 4”	203.2 x 101.6	14.9	10	7.89	200	3.94	100	0.21	5.3	0.17	4.3
		19.3	13	7.99	203	4.00	102	0.26	6.6	0.23	5.8
		22.3	15	8.11	206	4.02	102	0.32	8.1	0.25	6.3
8” x 5 1/4”	203.2 x 133.3	26.8	18	8.14	207	5.25	133	0.33	8.4	0.23	5.8
		31.3	21	8.28	210	5.27	134	0.40	10.2	0.25	6.3
8” x 6 1/2”	203.2 x 165.1	35.7	24	7.93	201	6.50	165	0.40	10.2	0.25	6.3
		41.7	28	8.06	205	6.54	166	0.47	11.9	0.29	7.4
8” x 8”	203.2 x 203.2	46.1	31	8.00	203	8.00	203	0.44	11.2	0.29	7.4
		52.1	35	8.12	206	8.02	204	0.50	12.7	0.31	7.9
		59.5	40	8.25	210	8.07	205	0.56	14.2	0.36	9.1
		71.4	48	8.50	216	8.11	206	0.69	17.4	0.40	10.2
		86.0	58	8.74	222	8.23	209	0.81	20.6	0.51	13.0
		99.0	67	9.02	229	8.27	210	0.93	23.7	0.57	14.5
10” x 4”	254.0 x 101.6	17.9	12	9.87	251	3.96	101	0.21	5.3	0.19	4.8
		22.3	15	9.99	254	4.00	102	0.27	6.9	0.23	5.8
		25.3	17	10.11	257	4.01	102	0.33	8.4	0.24	6.1
		28.3	19	10.24	260	4.02	102	0.40	10.2	0.25	6.3
10” x 5 3/4”	254.0 x 146.0	32.7	22	10.17	258	5.75	146	0.36	9.1	0.24	6.1
		38.7	26	10.33	262	5.77	147	0.44	11.2	0.26	6.6
		44.6	30	10.47	266	5.81	148	0.51	13.0	0.30	7.6
10” x 8”	254.0 x 203.2	49.1	33	9.73	247	7.96	202	0.44	11.2	0.29	7.4
		58.0	39	9.92	252	7.99	203	0.53	13.5	0.32	8.1
		67.0	45	10.10	257	8.02	204	0.62	15.7	0.35	8.9
10” x 10”	254.0 x 254.0	72.9	49	9.98	253	10.00	254	0.56	14.2	0.34	8.6
		80.4	54	10.09	256	10.03	255	0.62	15.7	0.37	9.4
		89.4	60	10.22	260	10.08	256	0.68	17.3	0.42	10.7
		101.2	68	10.40	264	10.13	257	0.77	19.6	0.47	11.9
		114.6	77	10.60	269	10.19	259	0.87	22.1	0.53	13.5
		131.1	88	10.84	275	10.26	261	0.99	25.1	0.61	15.4
		148.9	100	11.10	282	10.35	263	1.12	28.4	0.68	17.3
		167.0	112	11.38	289	10.43	265	1.25	31.8	0.76	19.2
12” x 4”	304.8 x 101.6	20.8	14	11.91	303	3.97	101	0.23	5.8	0.20	5.1
		23.8	16	11.99	305	3.99	101	0.27	6.9	0.22	5.6
		28.3	19	12.16	309	4.01	102	0.35	8.9	0.24	6.1
		32.7	22	12.31	313	4.03	102	0.43	10.9	0.26	6.6
12” x 6 1/2”	304.8 x 165.1	38.7	26	12.22	310	6.49	165	0.38	9.7	0.23	5.8
		44.6	30	12.34	313	6.52	166	0.44	11.2	0.26	6.6
		52.1	35	12.50	317	6.56	167	0.52	13.2	0.30	7.6
12” x 8”	304.8 x 203.2	59.5	40	11.94	303	8.01	203	0.52	13.2	0.30	7.6
		67.0	45	12.06	306	8.05	204	0.58	14.7	0.34	8.6
		74.4	50	12.19	310	8.08	205	0.64	16.3	0.37	9.4
12” x 10”	304.8 x 254.0	78.9	53	12.06	306	10.00	254	0.58	14.7	0.35	8.9
		86.3	58	12.19	310	10.01	254	0.64	16.3	0.36	9.1

NOTA: Podemos conseguir cualquier medida en viga IPR.

DIMENSIONES		PESO		PERALTE		ANCHO DEL PATÍN		ESPESOR DEL PATÍN		ESPESOR DEL ALMA	
Pulgada	mm	Kg/m	Lb/ft	Pulgada	mm.	Pulgada	mm.	Pulgada	mm.	Pulgada	mm.
12” x 12”	304.8 x 304.8	96.7	65	12.12	308	12.00	305	0.61	15.5	0.39	9.9
		107.1	72	12.25	311	12.04	306	0.67	17.0	0.43	10.9
		117.6	79	12.38	314	12.08	307	0.74	18.8	0.47	11.9
		129.6	87	12.53	318	12.13	308	0.81	20.6	0.52	13.1
		142.9	96	12.71	323	12.16	309	0.90	22.9	0.55	14.0
		157.9	106	12.89	327	12.22	310	0.99	25.1	0.61	15.5
		178.6	120	13.12	333	12.32	313	1.10	28.1	0.71	18.0
		202.4	136	13.41	341	12.40	315	1.25	31.8	0.79	20.1
		226.2	152	13.71	348	12.48	317	1.40	35.6	0.87	22.1
		253.0	170	14.03	356	12.57	319	1.56	39.6	0.96	24.4
14” x 5”	355.6 x 127.0	32.7	22	13.74	349	5.00	127	0.34	8.6	0.23	5.8
		38.7	26	13.91	353	5.03	128	0.42	10.7	0.26	6.6
14” x 6 3/4”	355.6 x 171.4	44.6	30	13.84	352	6.73	171	0.39	9.9	0.27	6.9
		50.6	34	13.98	355	6.75	171	0.46	11.7	0.29	7.4
		56.5	38	14.10	358	6.77	172	0.52	13.2	0.31	7.9
14” x 8”	355.6 x 203.2	64.0	43	13.66	347	8.00	203	0.53	13.5	0.31	7.9
		71.4	48	13.79	350	8.03	204	0.60	15.2	0.34	8.6
		78.9	53	13.92	354	8.06	205	0.66	16.8	0.37	9.4
14” x 10”	355.6 x 254.0	90.8	61	13.89	353	10.00	254	0.65	16.5	0.38	9.7
		101.2	68	14.04	357	10.04	255	0.72	18.3	0.42	10.7
		110.1	74	14.17	360	10.07	256	0.79	20.1	0.45	11.4
		122.0	82	14.31	363	10.13	257	0.86	21.8	0.51	13.0
14” x 14 1/2”	355.6 x 368.3	133.9	90	14.02	356	14.52	369	0.71	18.0	0.44	11.2
		147.3	99	14.16	360	14.57	370	0.78	19.8	0.49	12.4
		162.2	109	14.32	364	14.61	371	0.86	21.8	0.53	13.5
		178.6	120	14.48	368	14.67	373	0.94	23.9	0.59	15.0
		196.4	132	14.66	372	14.73	374	1.03	26.2	0.65	16.5
14” x 16”	355.6 x 406.4	215.8	145	14.78	375	15.50	394	1.09	27.7	0.68	17.3
		236.6	159	14.98	380	15.57	395	1.19	30.2	0.75	19.0
		261.9	176	15.22	387	15.65	398	1.31	33.3	0.83	21.1
		287.2	193	15.48	393	15.71	399	1.44	36.6	0.89	22.6
		314.0	211	15.72	399	15.80	401	1.56	39.6	0.98	24.9
		346.7	233	16.04	407	15.89	404	1.72	43.7	1.07	27.2
		382.4	257	16.38	416	15.99	406	1.89	48.0	1.17	29.7
		421.1	283	16.74	425	16.11	409	2.07	52.6	1.29	32.8
		462.8	311	17.12	434	16.23	412	2.26	57.4	1.41	35.8
16” x 5 1/2”	406.4 x 139.7	38.7	26	15.69	399	5.50	140	0.35	8.9	0.25	6.3
		46.1	31	15.88	403	5.53	140	0.44	11.2	0.28	7.1
16” x 7”	406.4 x 177.8	53.6	36	15.86	403	6.99	178	0.43	10.9	0.30	7.6
		59.5	40	16.01	407	7.00	178	0.51	13.0	0.31	7.9
		67.0	45	16.13	410	7.04	179	0.57	14.5	0.35	8.9
		74.4	50	16.26	413	7.07	180	0.63	16.0	0.38	9.7
		84.8	57	16.43	417	7.12	181	0.72	18.3	0.43	10.9
16” x 10 1/4”	406.4 x 260.3	99.7	67	16.33	415	10.24	260	0.67	17.0	0.40	10.2
		114.6	77	16.52	420	10.30	262	0.76	19.3	0.46	11.7
		132.6	89	16.75	425	10.37	263	0.88	22.2	0.53	13.3
		149.0	100	16.97	431	10.43	265	0.99	25.0	0.59	14.9
18” x 6”	457.2 x 152.4	52.1	35	17.70	450	6.00	152	0.43	10.9	0.30	7.6
		59.5	40	17.90	455	6.02	153	0.53	13.5	0.32	8.1
		68.4	46	18.06	459	6.06	154	0.61	15.5	0.36	9.1
18” x 7 1/2”	457.2 x 190.5	74.4	50	17.99	457	7.50	190	0.57	14.5	0.36	9.1
		81.8	55	18.11	460	7.53	191	0.63	16.0	0.39	9.9
		89.3	60	18.24	463	7.56	192	0.70	17.8	0.42	10.7
		96.7	65	18.35	466	7.59	193	0.75	19.0	0.45	11.4
		105.6	71	18.47	469	7.64	194	0.81	20.6	0.50	12.7
18” x 11”	457.2 x 279.4	113.1	76	18.21	463	11.04	280	0.68	17.3	0.43	10.9
		128.0	86	18.39	467	11.09	282	0.77	19.6	0.48	12.2
		144.3	97	18.59	472	11.15	283	0.87	22.1	0.54	13.7
		157.7	106	18.73	476	11.20	284	0.94	23.9	0.59	15.0
		177.1	119	18.97	482	11.27	286	1.06	26.9	0.66	16.8

NOTA: Podemos conseguir cualquier medida en viga IPR.

Este producto cumple con los siguientes grados de acero A36 / A572-50 / A 992

DIMENSIONES		PESO		PERALTE		ANCHO DEL PATÍN		ESPESOR DEL PATÍN		ESPESOR DEL ALMA	
Pulgada	mm	Kg/m	Lb/ft	Pulgada	mm.	Pulgada	mm.	Pulgada	mm.	Pulgada	mm.
18” x 11”	457.2 x 279.4	193.5	130	19.25	489	11.16	284	1.20	30.5	0.67	17.0
		212.8	143	19.49	495	11.22	285	1.32	33.5	0.73	18.5
		235.1	158	19.72	501	11.30	287	1.44	36.6	0.81	20.6
		260.0	175	20.04	509	11.38	289	1.59	40.4	0.90	22.6
21” x 6 1/2”	533.4 x 165.1	65.5	44	20.66	525	6.50	165	0.45	11.4	0.35	8.9
		74.4	50	20.83	529	6.53	166	0.54	13.7	0.38	9.7
		84.8	57	21.06	534	6.56	166	0.65	16.5	0.41	10.4
21” x 8 1/4”	533.4 x 209.5	71.5	48	20.63	524	8.15	207	0.43	10.9	0.35	9.0
		81.8	55	20.80	528	8.22	209	0.52	13.2	0.38	9.6
		92.3	62	20.99	533	8.24	209	0.62	15.7	0.40	10.2
		101.2	68	21.13	537	8.27	210	0.69	17.5	0.43	10.9
		108.7	73	21.24	539	8.30	211	0.74	18.8	0.46	11.6
		123.5	83	21.43	544	8.36	212	0.84	21.3	0.52	13.2
		138.4	93	21.62	549	8.42	214	0.93	23.6	0.58	14.7
21” x 12 1/4”	533.4 x 311.1	150.3	101	21.36	543	12.29	312	0.80	20.3	0.50	12.7
		165.2	111	21.51	546	12.34	313	0.88	22.4	0.55	14.0
		181.5	122	21.68	551	12.39	315	0.96	24.4	0.60	15.2
		196.7	132	21.83	554	12.44	316	1.04	26.3	0.65	16.5
		218.7	147	22.06	560	12.51	318	1.15	29.2	0.72	18.3
		247.04	166	22.48	560	12.42	315.5	1.36	34.5	0.75	19.1
24” x 7”	609.6 x 177.8	81.8	55	23.57	599	7.01	178	0.51	13.0	0.40	10.2
		92.3	62	23.74	603	7.04	179	0.59	15.0	0.43	10.9
24” x 9”	609.6 x 228.6	101.2	68	23.73	603	8.97	228	0.59	15.0	0.42	10.7
		113.1	76	23.92	608	8.99	228	0.68	17.3	0.44	11.2
		125.0	84	24.10	612	9.02	229	0.77	19.6	0.47	11.9
		139.9	94	24.31	617	9.07	230	0.88	22.4	0.52	13.2
		153.3	103	24.53	623	9.00	229	0.98	24.9	0.55	14.0
24” x 12 3/4”	609.6 x 323.8	154.8	104	24.06	611	12.75	324	0.75	19.0	0.50	12.7
		174.1	117	24.26	616	12.80	325	0.85	21.6	0.55	14.0
		194.9	131	24.48	622	12.86	327	0.96	24.4	0.61	15.5
		217.3	146	24.74	628	12.90	328	1.09	27.7	0.65	16.5
		241.0	162	25.00	635	12.95	328	1.22	31.0	0.70	17.8
		261.9	176	25.24	641	12.89	327	1.34	34.0	0.75	19.1
		285.0	192	25.47	647	12.95	329	1.46	37.1	0.81	20.6
		306.0	207	25.70	653	13.00	330	1.57	39.9	0.87	22.1
27” x 14”	685.8 x 355.6	217.3	146	27.38	695	13.97	355	0.98	24.9	0.61	15.5
		239.6	161	27.59	701	14.02	356	1.08	27.4	0.66	16.8
		265.0	178	27.79	706	14.09	358	1.19	30.2	0.72	18.4
		289.0	194	28.11	714	14.01	356	1.34	34.0	0.75	19.0
30” x 10 1/2”	762.0 x 266.7	133.9	90	29.53	750	10.40	264	0.61	15.5	0.47	11.9
		147.3	99	29.65	753	10.45	265	0.67	17.0	0.52	13.2
		160.7	108	29.83	758	10.48	266	0.76	19.3	0.55	14.0
		172.6	116	30.01	762	10.50	267	0.85	21.6	0.57	14.5
		184.7	124	30.17	766	10.52	267	0.93	23.6	0.59	14.9
		196.4	132	30.31	769	10.54	267	1.00	25.4	0.61	15.5
		220.2	148	30.67	779	10.48	266	1.18	30.0	0.65	16.5
27” x 10”	685.8 x 254.0	125.0	84	26.71	678	9.96	253	0.64	16.3	0.46	11.7
		139.9	94	26.92	684	9.99	254	0.75	19.0	0.49	12.4
		151.8	102	27.09	688	10.02	255	0.83	21.1	0.52	13.2
		169.6	114	27.29	693	10.07	256	0.93	23.6	0.57	14.5
		192.0	129	27.63	702	10.01	254	1.10	27.9	0.61	15.5
30” x 15”	762.0 x 381.0	257.5	173	30.43	773	15.00	381	1.07	27.1	0.66	16.7
		284.2	191	30.66	779	15.04	382	1.19	30.1	0.71	18.0
		314.0	211	30.94	786	15.12	384	1.31	33.4	0.78	19.7
33” x 11 1/2”	838.2 x 292.1	175.6	118	32.86	835	11.48	292	0.74	18.8	0.55	14.0
		193.4	130	33.09	840	11.51	292	0.86	21.8	0.58	14.7
		209.8	141	33.30	846	11.54	293	0.96	24.4	0.61	15.5
		226.2	152	33.49	850	11.56	293	1.05	26.7	0.63	16.0
33” x 15 3/4”	838.2 x 400.1	299.0	201	33.70	856	15.71	399	1.15	29.2	0.72	18.2
		329.0	221	33.90	861	15.79	401	1.28	32.5	0.77	19.7
36” x 12”	914.4 x 304.8	200.9	135	35.55	903	11.95	304	0.79	20.1	0.60	15.2
		223.2	150	35.85	911	11.98	304	0.94	23.9	0.63	16.0
		238.1	160	36.01	915	12.00	305	1.02	25.9	0.65	16.5
		253.3	170	36.17	918	12.03	306	1.10	27.9	0.68	17.2
		312.5	210	36.69	932	12.18	309	1.36	34.5	0.83	21.1
40” x 12”	1016 x 304.8	221.7	149	38.20	970	11.81	300	0.83	21.1	0.63	16.0

NOTA: Vigas no incluidas en esta tabla favor de solicitar cotización

ÁNGULOS *(LADOS IGUALES)*

Ángulos a 6.10 mts. (20 pies)

ESPESOR	ANCHO	ESPESOR	ANCHO	PESO
PULGADA		MM.		KG/M
.109	x1	2.8	x 25.4	1.05
	x1 1/4		x 31.7	1.33
	x1 1/2		x 38.1	1.61
	x 3/4		x 19.0	0.80
1/8	x 3/4	3.2	x 19.0	0.88
	x 1		x 25.4	1.19
	x 1 1/4		x 31.7	1.50
	x 1 1/2		x 38.1	1.83
	x 2		x 50.8	2.46
3/16	x 1	4.8	x 25.4	1.73
	x 1 1/4		x 31.7	2.20
	x 1 1/2		x 38.1	2.68
	x 1 3/4		x 44.4	3.15
	x 2		x 50.8	3.63
	x 2 1/2		x 63.5	4.57
	x 3		x 76.2	5.52
1/4	x 1	6.3	x 25.4	2.22
	x 1 1/4		x 31.7	2.86
	x 1 1/2		x 38.1	3.48
	x 2		x 50.8	4.75
	x 2 1/2		x 63.5	6.10
	x 3		x 76.2	7.29
	x 4		x 101.6	9.82
5/16	x 3	7.9	x 76.2	9.08
	x 4		x 101.6	12.20
3/8	x 2	9.5	x 50.8	6.99
	x 2 1/2		x 63.5	8.78
	x 3		x 76.2	10.71
	x 4		x 101.6	14.58
	x 5		x 127.0	18.30
	x 6		x 152.4	22.17
1/2	x 3	12.7	x 76.2	13.99
	x 4		x 101.6	19.05
	x 6		x 152.4	29.16

Se manejan en Acero A-36 ó A-529°50

Pregunte por nuestro inventario en grado dual

Solicite otras medidas

Ángulos a 12.20 mts. (40 pies) y 6.10 mts. (20 pies)

ESPESOR	ANCHO	ESPESOR	ANCHO	PESO
PULGADA		MM.		KG/M
.109	x 1	2.8	x 25.4	1.05
	x 1 1/4		x 31.7	1.33
	x 1 1/2		x 38.1	1.61
1/8	x 1 1/2	3.2	x 38.1	1.83
	x 1 3/4		x 44.4	2.14
	x 2		x 50.8	2.46
3/16	x 1 3/4	4.8	x 44.4	3.15
	x 2		x 50.8	3.63
	x 2 1/2		x 63.5	4.57
	x 3		x 76.2	5.52
1/4	x 1 3/4	6.3	x 44.4	4.12
	x 2		x 50.8	4.75
	x 2 1/2		x 63.5	6.10
	x 3		x 76.2	7.29
	x 3 1/2		x 88.9	8.63
	x 4		x 101.6	9.82
5/16	x 3	7.9	x 76.2	9.08
	x 3 1/2		x 88.9	10.71
	x 4		x 101.6	12.20
	x 5		x 127.0	15.32
	x 6		x 152.4	18.45
3/8	x 3	9.5	x 76.2	10.71
	x 3 1/2		x 88.9	12.64
	x 4		x 101.6	14.58
	x 5		x 127.0	18.30
	x 6		x 152.4	22.17
7/16	x 4	11.1	x 101.6	16.81
	x 6		x 152.4	25.59
1/2	x 3	12.7	x 76.2	13.99
	x 4		x 101.6	19.05
	x 5		x 127.0	24.11
	x 6		x 152.4	29.16
	x 8		x 203.2	39.28
9/16	x 8	14.3	x 203.2	44.05
5/8	x 4	15.9	x 101.6	23.36
	x 6		x 152.4	36.01
	x 8		x 203.2	48.66
3/4	x 6	19.0	x 152.4	42.71
	x 8		x 203.2	57.88
7/8	x 8	22.2	x 203.2	66.96
	x 6	22.2	x 152.4	152.4
1	x 6	25.4	152.4	55.65
	x 8		x 203.2	75.89
1 1/8	x 8	28.6	203.2	84.67

Se manejan en Acero A-572°50 ó A-529°50

ÁNGULOS *(LADOS DESIGUALES)*

Ángulos a 12.20 mts. (40 pies) y 6.10 mts. (20 pies)

ESPESOR	ANCHO	ESPESOR	ANCHO	PESO
PULGADA		MM.		KG/M
1/4	x 4 x 3	6.3	x 101.6 x 76.2	8.63
5/16	x 6 x 4	7.9	x 152.4 x 101.6	15.33
3/8	x 4 x 3	9.5	x 101.6 x 76.2	12.65
3/8	x 6 x 4	9.5	x 152.4 x 101.6	18.30
1/2	x 6 x 4	12.7	x 152.4 x 101.6	24.11

Se manejan en Acero A-36 ó A-529°50

Ángulos a 6.10 mts. (20 pies)

ESPESOR	ANCHO	ESPESOR	ANCHO	PESO
PULGADA		MM.		KG/M
3/16	x 3 x 2	4.8	x 76.2 x 50.8	4.57
1/4	x 3 x 2	6.3	x 76.2 x 50.8	6.10

ÁNGULO TEE

ESPESOR	ANCHO	ESPESOS	ANCHO	PESO
PULGADA		MM.		KG/M
1/8	x 1	3.2	x 25.4	1.31

SOLERAS

Soleras a 6.10 mts. (20 pies)

Pulgada		mm.		Kg/m
1/8	x 1/2	3.2	x 12.7	0.32
	x 3/4		x 19.0	0.47
	x 1		x 25.4	0.63
	x 1 1/4		x 31.7	0.79
	x 1 1/2		x 38.1	0.95
	x 2		x 50.8	1.27
	x 2 1/2		x 63.5	1.58
	x 3		x 76.2	1.90
	x 4		x 101.6	2.54
3/16	x 1/2	4.8	x 12.7	0.47
	x 3/4		x 19.0	0.71
	x 1		x 25.4	0.95
	x 1 1/4		x 31.7	1.19
	x 1 1/2		x 38.1	1.42
	x 2		x 50.8	1.90
	x 2 1/2		x 63.5	2.38
	x 3		x 76.2	2.84
	x 4		x 101.6	3.80
	x 6		x 152.4	5.68
	x 8		x 203.2	7.60
1/4	x 1/2	6.3	x 12.7	0.633
	x 3/4		x 19.0	0.95
	x 1		x 25.4	1.27
	x 1 1/4		x 31.7	1.58
	x 1 1/2		x 38.1	1.90
	x 2		x 50.8	2.53
	x 2 1/2		x 63.5	3.17
	x 3		x 76.2	3.79
	x 4		x 101.6	5.06
	x 5		x 127.0	6.32
	x 6		x 152.4	7.59
	x 8		x 203.2	10.13
	x 10		x 254.0	12.66
	x 12		x 304.8	15.18
3/8	x 1	9.5	x 25.4	1.90
	x 1 1/4		x 31.7	2.38
	x 1 1/2		x 38.1	2.84
	x 2		x 50.8	3.79
	x 2 1/2		x 63.5	4.75
	x 3		x 76.2	5.70
	x 4		x 101.6	7.59
	x 5		x 127.0	9.49
	x 6		x 152.4	11.40
	x 8		x 203.2	15.18
	x 10		x 254.0	18.99
	x 12		x 304.8	22.80

Contamos con servicio de corte a medida en Sierra Cinta

SOLERAS

Soleras a 6.10 mts. (20 pies)

Pulgada		mm.		Kg/m
1/2	x 1	12.7	x 25.4	2.53
	x 1 1/2		x 38.1	3.79
	x 2		x 50.8	5.06
	x 2 1/2		x 63.5	6.32
	x 3		x 76.2	7.59
	x 4		x 101.6	10.13
	x 5		x 127.0	12.66
	x 6		x 152.4	15.18
	x 8		x 203.2	20.24
	x 10		x 254.0	25.33
	x 12		x 304.8	30.36
5/8	x 3	15.9	x 76.2	9.49
	x 4		x 101.6	12.66
	x 5		x 127.0	15.83
	x 6		x 152.4	18.99
	x 8		x 203.2	25.33
	x 10		x 254.0	31.66
	x 12		x 304.8	37.97
3/4	x 1 1/2	19.0	x 38.1	5.70
	x 2		x 50.8	7.59
	x 2 1/2		x 63.5	9.49
	x 3		x 76.2	11.40
	x 4		x 101.6	15.18
	x 5		x 127.0	18.99
	x 6		x 152.4	22.80
	x 8		x 203.2	30.36
	x 10		x 254.0	37.97
	x 12		x 304.8	45.59
1	x 2	25.4	x 50.8	10.13
	x 3		x 76.2	15.18
	x 4		x 101.6	20.27
	x 6		x 152.4	30.36
	x 8		x 203.2	40.53
	x 10		x 254.0	50.65
	x 12		x 304.8	60.71

SOLERAS

Soleras a 12.20 mts. (40 pies) en Acero A-529°50

Pulgada		mm.		Kg/m
5/16	x 6	7.9	x 152.4	9.49
	x 8		x 203.2	12.65
	x 10		x 254.0	15.77
3/8	x 6	9.5	x 152.4	11.40
	x 8		x 203.2	15.18
	x 10		x 254.0	18.99
	x 12		x 304.8	22.80
1/2	x 6	12.7	x 152.4	15.18
	x 8		x 203.2	20.24
	x 10		x 254.0	25.33
	x 12		x 304.8	30.36
5/8	x 6	15.9	x 152.4	18.99
	x 8		x 203.2	25.33
	x 10		x 254.0	31.66
	x 12		x 304.8	37.97
3/4	x 8	19.0	x 203.2	30.35
	x 10		x 254.0	37.97
	x 12		x 304.8	45.59
1	x 8	25.4	x 203.2	40.47
	x 10		x 254.0	50.65
	x 12		x 304.8	60.71

Redondos y Cuadrados se manejan a 6.10 mts. (20 pies)

REDONDOS Y CUADRADOS

Pulgada	mm.	Redondos (Kg/m)	Cuadrados (Kg/m)
3/8*	9.5	0.56	0.71
12 mm*	12.0	------	1.20
1/2*	12.7	0.99	1.27
5/8*	15.9	1.55	1.98
3/4	19.0	2.24	2.85
7/8	22.2	3.04	-----
1	25.4	3.98	5.06
1 1/8	28.6	5.03	-----
1 1/4	31.7	6.21	-----
1 1/2	38.1	8.95	11.39
1 3/4	44.4	12.18	-----
2	50.8	15.91	20.25
2 1/2	63.5	24.85	-----

* También se manejan retorcidos.

REDONDO BRILLANTE (semiflecha)

Pulgada	mm.	Kg/m
3/16	4.8	0.14
1/4	6.3	0.25
5/16	7.9	0.39
3/8	9.53	0.56

Se manejan en acero A-36

Pregunte por otras medidas en rejillas

REJILLA ELECTROFORJADA

TAMAÑO DE SOLERA		PESO	CLARO MAXIMO CON CARGA HUMANA	CLARO MAXIMO CON EQUIPO PESADO
Pulgada	mm.	Kg/m2	m.	m.
1/8 x 1	3.2 x 25.4	25.50	1.29	-----
1/8 x 1 1/4	3.2 x 31.7	31.16	1.63	-----
3/16 x 1	4.8 x 25.4	36.83	1.50	0.20
3/16 x 1 1/4	4.8 x 31.7	45.17	1.70	0.25

Se maneja en 1 X 6 mts.

¡Podemos fabricar a largos especiales en acero comercial y alta resistencia!

POLÍN C

Podemos punzonar estas medidas de acuerdo a sus necesidades.

Medida	Dimensiónes	Kg/m	Largo (m)	Pzas. x Paquete	Peso x Paquete
3" Cal 14	3" x 1 1/2"	2.61	6	60	940
3" Cal 16	3" x 1 1/2"	2.08	6	60	749
4" Cal 14	4" x 2"	3.4	6	48	979
4" Cal 16	4" x 2"	2.71	6	48	780
5" Cal 14	5" x 2"	3.8	6	48	1094
6" Cal 12	6" x 2"	5.86	6	48	1688
6" Cal 14*	6" x 2"	4.19	6	48	1207
8" Cal 10	8" x 2 3/4"	9.9	8	24	1901
8" Cal 12	8" x 2 3/4"	7.96	8	24	1528
8" Cal 14*	8" x 2 3/4"	5.7	6	24	821
8" Cal 14	8" x 2 3/4"	5.7	8	24	1094
10" Cal 10	10" x 2 3/4"	11.2	10	16	1792
10" Cal 12	10" x 2 3/4"	9.06	10	16	1450
10" Cal 14***	10" x 2 3/4"	6.49	10	16	1038
10" Cal 14**	10" x 3 1/2"	6.85	10	16	1096
12" Cal 10	12" x 3 1/2"	13.6	12	12	1958
12" Cal 12	12" x 3 1/2"	10.99	12	12	1583
12" Cal 14 (Solo bajo Pedido)	12" x 3 1/2"	7.87	12	12	1133
14" Cal 12 (Solo bajo Pedido)	14" x 3. 1/2"	12.1	14	12	2033
14" Cal 14 (Solo bajo Pedido)	14" x 3. 1/2"	8.7	14	12	1462

* Se maneja en acero comercial, alta resistencia y galvanizado de inventario.
** Solo se maneja en acero de alta resistencia de inventario.
*** Solo se maneja en acero comercial y galvanizado de inventario.

PTR

Somos Fabricantes de Tubo, PTR y Polín

DIMENSIONES EXTERIORES		ESPESOR		CALIBRE	Kg/m	Largo (m)	PZA. X PAQUETE	PESO PAQUETE
Pulgada	mm.	Pulgada	mm.					
1/2" x 1/2"	13 x 13	0.036	0.9	20	0.34	6.00	231	471
		0.048	1.2	18	0.44	6.00	231	610
5/8" x 5/8"	16 x 16	0.036	0.9	20	0.43	6.00	252	650
		0.048	1.2	18	0.56	6.00	252	847
3/4" X 3/4"	19 x19	0.036	0.9	20	0.52	6.00	121	378
		0.048	1.2	18	0.68	6.00	121	494
		0.060	1.5	16	0.84	6.00	121	610
		0.075	1.9	14	1.02	6.00	121	741
1" x 1/2"	25 x 13	0.048	1.2	18	0.68	6.00	120	490
1" X 1"	25 x 25	0.036	0.9	20	0.70	6.00	100	420
		0.048	1.2	18	0.92	6.00	100	552
		0.060	1.5	16	1.14	6.00	100	684
		0.075	1.9	14 **	1.40	6.00	100	840
		0.090	2.3	13	1.65	6.00	100	990
		0.105	2.7	12	1.90	6.00	100	1140
		0.120	3	11	1.94	6.00	100	1164
		0.135	3.4	10	2.12	6.00	100	1272
1 1/4" X 3/4"	32 x 19	0.036	0.9	20	0.70	6.00	99	416
		0.048	1.2	18	0.92	6.00	99	546
1 1/4" X 1 1/4"	32 x 32	0.036	0.9	20	0.88	6.00	81	428
		0.048	1.2	18	1.16	6.00	81	564
		0.060	1.5	16	1.44	6.00	100	864
		0.075	1.9	14 **	1.78	6.00	100	1068
		0.105	2.7	12	2.42	6.00	100	1452
1 1/2" x 1/2"	38 x 13	0.036	0.9	20	0.70	6.00	98	412
		0.048	1.2	18	0.92	6.00	98	541
1 1/2" x 1"	38 x25	0.036	0.9	20	0.88	6.00	84	444
		0.048	1.2	18	1.16	6.00	84	585
		0.060	1.5	16	1.44	6.00	100	864
		0.075	1.9	14	1.78	6.00	84	897
		0.120	3	11	2.55	6.00	63	963
1 1/2" X 1 1/2"	38 x 38	0.036	0.9	20	1.06	6.00	49	312
		0.048	1.2	18	1.40	6.00	49	412
		0.060	1.5	16	1.74	6.00	100	1044
		0.075	1.9	14 **	2.15	6.00	64	826
		0.105	2.7	12	2.95	6.00	64	1133
		0.120	3	11	3.15	6.00	64	1210
		0.150	3.8	9	3.79	6.00	64	1455
1 3/4" X 3/4"	44 x 19	0.036	0.9	20	0.88	6.00	84	444
		0.048	1.2	18	1.16	6.00	84	585
2" X 1"	51 x 25	0.036	0.9	20	1.06	6.00	50	318
		0.048	1.2	18	1.40	6.00	50	420
		0.075	1.9	14	2.15	6.00	80	1032
		0.120	3	11	3.15	6.00	80	1512
2" x 2"	51 x 51	0.048	1.2	18	1.89	6.00	64	726
		0.060	1.5	16	2.35	6.00	64	902
		0.075	1.9	14 **	2.91	6.00	64	1117
		0.105	2.7	12	4.01	6.00	64	1540
		0.120	3	11	4.36	6.00	64	1674
		0.135	3.4	10	4.84	6.00	64	1859
		0.150	3.8	9	5.31	6.00	64	2039
		0.180	4.6	7	6.43	6.10	36	1412
		0.250	6.3	1/4"	8.04	6.10	36	1766
2 1/4" X 3/4"	57 x 19	0.036	0.9	20	1.06	6.00	55	350
		0.048	1.2	18	1.40	6.00	55	462
2 1/2" X 1 1/4"	64 x 32	0.036	0.9	20	1.34	6.00	54	434
		0.048	1.2	18	1.77	6.00	54	573
2 1/2" x 1 1/2"	64 x 38	0.075	1.9	14	2.91	6.00	48	838
2 1/2" X 2 1/2"	64 x 64	0.075	1.9	14	3.67	6.00	42	925
		0.105	2.7	12	5.07	6.00	36	1095
		0.120	3	11	5.57	6.00	36	1203
		0.135	3.4	10	6.20	6.00	36	1339
		0.180	4.6	7	8.34	6.10	36	1831
		0.250	6.3	1/4"	10.57	6.10	36	2321
3" X 1"	76 x 25	0.048	1.2	18	1.89	6.00	48	544
		0.060	1.5	16	2.35	6.00	48	676
		0.075	1.9	14	2.91	6.00	48	838
		0.120	3	11	4.36	6.00	48	1256
		0.135	3.4	10	4.84	6.00	48	1394
3" X 1 1/2"	76 x 38	0.036	0.9	20	1.61	6.00	48	464
		0.048	1.2	18	2.13	6.00	70	895
		0.075	1.9	14	3.29	6.00	70	1382
		0.120	3	11	4.90	6.00	70	2058
3" X 2"	76 x 51	0.075	1.9	14	3.67	6.00	49	1079
		0.120	3	11	5.57	6.00	42	1404
		0.135	3.4	10	6.20	6.00	42	1562
		0.180	4.6	7	8.34	6.10	36	1831
		0.250	6.3	1/4"	10.57	6.10	36	2321
3" X 3"	76 x 76	0.075	1.9	14	4.42	6.00	42	1131
		0.120	3	11	6.78	6.10 / 12.20	36	1489/ 2978
		0.150	3.8	9	8.33	6.10	25	1270
		0.180	4.6	7	10.24	6.10	25	1562
		0.250	6.3	1/4"	13.10	6.10 / 12.20	25/20	1998/ 3196
3 1/2" X 3 1/2"	89 x 89	0.120	3	11	7.99	6.10	36	1755
		0.150	3.8	9	9.85	6.10	25	1502
		0.180	4.6	7	12.14	6.10	25	1851
		0.250	6.3	1/4"	15.63	6.10 / 12.20	16	1525 / 3051

Los PTR con espesores iguales y menores a 0.105" se fabrican bajo el estándar A-513, arriba de 0.105" se fabrican en A-500°B.

Corte a medida en Sierra Cinta

*Todo el C12 y mas delgado se certifica como A513, todo el C11 y mas grueso se certfica como A500°B
**También se manejan galvanizados.

Somos Fabricantes de Tubo, PTR y Polín

PTR

DIMENSIONES EXTERIORES		ESPESOR		CALIBRE	Kg/m	Largo (m)	PZA. X PAQUETE	PESO PAQUETE
Pulgada	mm.	Pulgada	mm.					
4" X 1 1/2"	102 x 38	0.075	1.9	14	4.04	6.00	35	848
4" X 2"	102 x 51	0.075	1.9	14	4.42	6.00	40	1061
		0.120	3	11	6.78	6.00	32	1302
		0.150	3.8	9	8.33	6.00	32	1599
		0.180	4.6	7	10.24	6.10	28	1749
		0.250	6.3	1/4"	13.13	6.10 / 12.20	20	1602 / 3204
4" X 3"	102 x 76	0.075	1.9	14	5.18	6.00	42	1328
		0.120	3	11	7.99	6.10	30	1462
		0.150	3.8	9	9.85	6.10 / 12.20	25	1502 / 3004
		0.180	4.6	7	12.14	6.10	20	1481
		0.250	6.3	1/4"	15.63	6.10 / 12.20	16	1525 / 3051
4" X 4"	102 x 102	0.075	1.9	14	5.93	6.00	30	1085
		0.125	3.2	1/8"	9.21	6.10 / 12.20	30/20	1685 / 2247
		0.150	3.8	9	11.36	6.10	25	1732
		0.187	4.7	3/16"	14.04	6.10 / 12.20	25/20	2141 / 3426
		0.250	6.3	1/4"	18.16	6.10 / 12.20	16	1772/ 3545
5" x 2"	127 x 51	0.120	3	11	7.99	6.10	20	975
		0.180	4.6	7	12.14	6.10	20	1481
5" X 3"	127 x 76	0.075	1.9	14	5.93	6.00	35	1266
		0.125	3.2	1/8"	9.21	6.10 / 12.20	35	1966 / 3933
		0.187	4.7	3/16"	14.03	6.10 / 12.20	24	2054 / 4108
		0.250	6.3	1/4"	18.16	6.10 / 12.20	18	1994 / 3988
5" x 5"	127 x 127	0.125	3.2	1/8"	11.63	6.10 / 12.20	20/16	1419 / 2270
		0.187	4.7	3/16"	17.85	6.10 / 12.20	16	1742/ 3484
		0.250	6.3	1/4"	23.22	6.10 / 12.20	12	1700 / 3400
6" x 2"	152 x 51	0.075	1.9	14	5.93	6.00	16	579
		0.125	3.2	1/8"	9.21	6.10 / 12.20	16	899/ 1798
		0.187	4.7	3/16"	14.03	6.10 / 12.20	16	1369 / 2739
		0.250	6.3	1/4"	18.16	6.10 / 12.20	16	1772 / 3545
6" x 4"	152 x 102	0.125	3.2	1/8"	11.63	6.10 / 12.20	20/12	1419 / 1703
		0.187	4.7	3/16"	17.85	6.10 / 12.20	20/16	2178 / 3484
		0.250	6.3	1/4"	23.22	6.10 / 12.20	12	1700 / 3399

*Todo el C12 y mas delgado se certifica como A513, todo el C11 y mas grueso se certfica como A500°B

PTR GALVANIZADO VERDE

DIMENSIONES EXTERIORES		ESPESOR		CALIBRE	Kg/m	Largo (m)	PZA. X PAQUETE	PESO PAQUETE
Pulgada	mm.	Pulgada	mm.					
3/4" X 3/4"	19 x19	0.036	0.9	20	0.52	6.00	121	378
		0.048	1.2	18	0.68	6.00	121	494
1" x 1/2"	25 x 13	0.048	1.2	18	0.68	6.00	120	490
1" x 1"	25 x 25	0.036	0.9	20	0.70	6.00	100	420
		0.048	1.2	18	0.92	6.00	100	552
1 1/4" x 3/4"	32 x 19	0.036	0.9	20	0.70	6.00	99	416
1 1/4" x 1 1/4"	32 x 32	0.036	0.9	20	0.88	6.00	81	428
		0.048	1.2	18	1.16	6.00	81	564
1 1/2" x 1 1/2"	38 x 38	0.036	0.9	20	1.06	6.00	49	312
		0.048	1.2	18	1.40	6.00	49	412
1 3/4" x 3/4"	44 x 19	0.036	0.9	20	0.88	6.00	84	444
2x1	51 x 25	0.036	0.9	20	1.06	6.00	50	318
		0.048	1.2	18	1.40	6.00	50	420
2 1/4" X 3/4"	57 x 19	0.036	0.9	20	1.06	6.00	55	350

*Todo el C12 y mas delgado se certifica como A513, todo el C11 y mas grueso se certfica como A500°B

HSS A-500°B LIM. ELÁSTICO 46.000 PSI (lb/in²)

DIMENSIONES EXTERIORES		ESPESOR		PESO	
Pulgada	mm.	Pulgada	mm.	Kg/m	Kg/pza.
4" x 4"	102 x 102	0.312	7.9	22.13	270
		0.375	9.5	25.73	314
5" x 5"	127 x 127	0.312	7.9	28.52	348
		0.375	9.5	33.44	408
6" x 4"	152 x 102	0.312	7.9	28.52	348
		0.375	9.5	33.44	408
6" x 6"	152 x 152	0.187	4.7	21.63	264
		0.250	6.4	28.36	346
		0.312	7.9	34.75	424
		0.375	9.5	40.98	500
		0.500	12.7	52.45	640
8" x 3"	203 x 76	0.125	3.2	13.61	166
		0.187	4.7	20.00	244
8" x 4"	203 x 102	0.187	4.7	21.63	264
		0.250	6.4	28.36	346
		0.312	7.9	34.75	424
		0.375	9.5	40.98	500
		0.500	12.7	52.45	640
8" x 6"	203 x 152	0.250	6.4	33.44	408
		0.375	9.5	48.52	592
8" x 8"	203 x 203	0.187	4.7	29.34	358
		0.250	6.4	38.52	470
		0.312	7.9	47.54	580
		0.375	9.5	56.23	686
		0.500	12.7	72.78	888
10" x 4"	254 x 102	0.250	6.4	33.44	408
10" x 6"	254 x 152	0.187	4.7	29.34	358
		0.250	6.4	38.52	470
		0.375	9.5	56.23	686
		0.500	12.7	72.78	888
10" x 10"	254 x 254	0.187	4.7	36.88	450
		0.250	6.4	48.69	594
		0.312	7.9	60.16	734
		0.375	9.5	71.31	870
		0.500	12.7	92.96	1,134
12" x 6"	305 x 152	0.375	9.5	63.77	778
12" x 8"	305 x 203	0.250	6.4	48.69	594
		0.375	9.5	71.31	870
		0.500	12.7	92.96	1,134
12" x 12"	305 x 305	0.250	6.4	58.68	716
		0.312	7.9	72.79	888
		0.375	9.5	86.55	1,056
		0.500	12.7	113.27	1,382
		0.625	15.9	139.02	1,696
14" x 14"	356 x 356	0.312	7.9	85.40	1,042
		0.375	9.5	101.80	1,242
		0.500	12.7	133.61	1,630
		0.625	15.9	164.26	2,004
16" x 16"	406 x 406	0.312	7.9	98.03	1,196
		0.375	9.5	116.89	1,426
		0.500	12.7	153.77	1,876
		0.625	15.9	189.67	2,314

Solicite otras medidas

Manejamos algunas medidas de HSS a 30 pies (9.15 mts) de largo. ¡Pregunta por ellas a tu ejecutivo!

En largos de 12.20 mts. NOTA: Podemos conseguir cualquier medida de HSS.

TUBERIA REDONDA (Cédula 30, 40, Estructural Y Industrial)

DIÁMETRO NOMINAL		DIÁMETRO EXTRERIOR		DIÁMETRO INTERIOR		CÉDULA / ESPESOR			PESO	LARGO (m)	PIEZAS X PAQ.	PESO PAQ.
Pulgada	mm.	Pulgada	mm.	Pulgada	mm.	Cédula	Calibre	mm.	Kg/m			
1/2"	13	0.840"	21.34	0.660"	16.76	30	14	1.91	0.91	6.00	169	923
				0.630"	16	40	12	2.77	1.22	6.00	91	666
				0.440"	11.18	ind	22	0.76	0.22	6.00	228	301
				0.428"	10.87	ind	20	0.91	0.26	6.00	228	355
				0.404"	10.26	ind	18	1.22	0.34	6.00	228	465
5/8"	16	0.625	23.33	0.565"	14.35	ind	22	0.76	0.28	6.00	216	362
				0.553"	14.05	ind	20	0.91	0.34	6.00	216	441
				0.529"	13.44	ind	18	1.22	0.44	6.00	216	570
3/4"	19	1.050"	26.67	0.900"	22.86	30	14	1.91	1.16	6.00	127	884
				0.840"	21.33	40	12	2.87	1.57	6.00	127	1196
				0.690"	17.53	ind	22	0.76	0.34	6.00	186	379
				0.678"	17.22	ind	20	0.91	0.41	6.00	186	458
				0.654"	16.61	ind	18	1.22	0.53	6.00	186	591
1"	25	1.315"	33.4	1.165"	29.59	30	14	1.91	1.47	6.00	127	1120
				1.049"	26.64	40	10	3.43	2.52	6.00	127	1920
				0.928"	23.57	ind	20	0.91	0.55	6.00	137	452
				0.904"	22.96	ind	18	1.22	0.72	6.00	137	592
				0.880"	22.35	ind	16	1.52	0.89	6.00	137	732
1 1/4"	32	1.660"	42.16	1.480"	37.59	30	13	2.29	2.24	6.00	91	1223
				1.380"	35.05	40	10	3.43	3.26	6.00	91	1780
				1.053"	26.75	ind	20	0.91	0.69	6.00	124	513
				1.029"	26.14	ind	18	1.22	0.91	6.00	124	677
				1.005"	25.53	ind	16	1.52	1.13	6.00	124	840
1 1/2"	38	1.900"	4826	1.720"	43.69	30	13	2.29	2.58	6.00	61	944
				1.610"	40.89	40	9	3.81	4.16	6.00	61	1522
				1.428"	36.27	ind	20	0.91	0.84	6.00	95	478
				1.404"	35.66	ind	18	1.22	1.10	6.00	95	627
				1.380"	35.05	ind	16	1.52	1.37	6.00	91	748
				1.350"	34.29	ind	14	1.91	1.69	6.00	91	923
2"	51	2.375"	690.33	2.165"	54.99	30	12	2.67	3.77	6.00	44	995
				2.375"	60.33	40	9	3.81	5.29	6.00	44	1397
				1.928"	48.97	ind	20	0.91	1.12	6.00	67	450
				1.904"	48.36	ind	18	1.22	1.48	6.00	67	594
				1.880"	47.75	ind	16	1.52	1.84	6.00	61	673
				1.856"	47.14	ind	14	1.91	2.29	6.00	61	838
2 1/2"	64	2.875"	72.02	2.665"	67.69	30	12	2.67	4.61	6.10	24	675
				2.500"	63.5	40	0.187"	4.76	8.62	6.10	24	1262
3"	76	3.500"	88.9	3.260"	82.8	30	11	3.04	6.43	6.10	24	941
				3.068"	77.93	40	0.225"	5.71	11.67	6.10	24	1708
4"	102	4.500"	114.3	4.260"	108.2	30	11	3.04	8.33	6.10	24	1220
				4.026"	102.26	40	0.225"	5.71	15.24	6.10	24	2231
6"	152	6.625"	168.28	6.250"	158.75	30	0.187"	4.75	19.23	6.10	10	1173
				6.625"	154.05	40	0.280"	7.11	28.24	6.10	10	1723
				6.125"	155.58	Estru	0.250"	6.35	25.41	6.10/ 12.20	10	1550 / 3100
8"	203	8.635"	219.08	8.125"	206.38	Estru	0.250"	6.35	35.57	6.10/ 12.20	NA	NA
				7.981"	202.72	Estru	0.322"	7.11	44.10	6.10/ 12.20	NA	NA
10"	254	10.750"	273.05	10.250"	260.35	Estru	0.250"	6.35	41.88	12.20	NA	NA
				10.000"	254	Estru	0.365"	9.27	60.33	12.20	NA	NA
12"	305	12.750"	323.85	12.250"	311.15	Estru	0.250"	6.35	49.84	12.20	NA	NA
				12.000"	304.8	Estru	0.375"	9.53	73.91	12.20	NA	NA
14"	356	14.000"	355.6	13.250"	336.5	Estru	0.375"	9.53	81.41	12.20	NA	NA
16"	466	16.000"	406.4	15.000"	381	Estru	0.500"	12.7	123.44	12.20	NA	NA

*Todo el C12 y mas delgado se certifica como A513, todo el C11 y mas grueso se certfica como A500°B

Contamos con servicio de corte a medida en Sierra Cinta

Contamos con servicio de corte a medida en Sierra Cinta

TUBO CEROUERO

DIÁMETRO NOMINAL	DIÁMETRO EXTRERIOR		Calibre	Pulgada	mm.	kg/m	Norma	Largo	Pieza x paquete	Peso x paquete
	Pulgada	mm.								
1"	1.000"	26.67	20	0.036"	0.91	0.49	A513	6.00	137	403
			18	0.048''	1.22	0.72	A513	6.00	137	592
1 3/8"	1.315"	33.40	20	0.036"	0.91	0.73	A513	6.00	127	556
			18	0.048''	1.22	0.96	A513	6.00	91	524
1 1/2"	1.500"	38.10	20	0.036"	0.91	0.84	A513	6.00	95	479
			18	0.048''	1.22	1.10	A513	6.00	95	627
1 5/8"	1.660"	42.16	20	0.036"	0.91	0.93	A513	6.00	127	709
			18	0.048''	1.22	1.22	A513	6.00	127	930
1 7/8"	1.900"	48.26	20	0.036"	0.91	1.06	A513	6.00	67	426
			18	0.048''	1.22	1.41	A513	6.00	67	567
2 1/2"	2.375"	60.32	18	0.048''	1.22	1.77	A513	6.00	60	637

* Se Manejan en Galvanizado G60.

FORTACERO

+ 530,000 m2 de terreno entre nuestras 18 ubicaciones.
+ 55 Montacargas con capacidad de hasta 16 tons.
+ 65 Grúas viajeras de hasta 40 tons de capacidad.
1 Temper Mill.
4 Niveladoras.
1 Láser de hasta 3/4".
1 Plasma de hasta 2".
1 Pantógrafo de hasta 6".
2 Cizallas.
2 Slitter.
4 Molinos de Tubería.
2 Polineras.
1 Soleradora hasta de 1/4" espesor.
2 Sierra Cinta.
1 Roladora de Losacero Fortadeck
2 Acanaladoras
1 Prensa de 12’ x 225 Tons.

NUESTRA INFRAESTRUCTURA

Para conocer nuestras direcciones consulte la contraportada de nuestro Catálogo

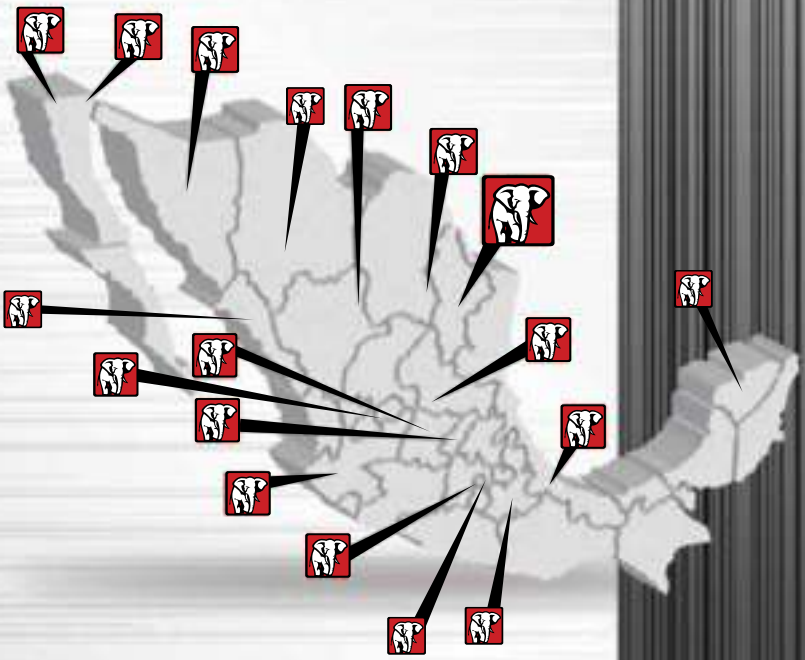

FORTACERO

NUESTRAS 18 UBICACIONES

LISTADO DE SERVICIOS QUE OFRECEMOS

NIVELADORAS
Nivelación hasta 3/4 ″ x 96″ en rollos de 40 toneladas máximo.

LÁSER
El corte más preciso para cualquier tipo de figura.
Corta hasta 3/4″ de espesor en medidas de hasta 10´ X 20´

PLASMA
Corta cualquier figura diseñada en Autocad con excelente precisión.
Corta hasta 2″ de espesor en medidas de hasta 10´X 80´

PANTOGRAFO
Corta Tiras, Discos, Anillos y cualquier figura diseñada en Autocad.
Corta hasta 6″ de espesor y en medidas de hasta 8´x 40´

CIZALLAS
Corta Tiras y Cuadros.
Corta hasta 5/8″ x 20´

SLITTER
Corta cintas a partir de rollo.
Corta hasta .280″ x 75″ en rollos de hasta 36 toneladas

PLANTA TUBERÍA
Fabricamos Tubo y PTR desde 1/2" hasta 8" x 3".

POLINERA
Fabricamos Polín "C" y "Z" de 3" a 14" en calibre 10, 12, 14 y 16 de hasta 14 m de largo. También podemos punzonar.

SOLERADORA
Fabricación de solera hasta de 1/4" de espesor.

SIERRA CINTA
Corta materiales estructurales a largos especiales.
Corta paquetes de hasta 28″ x 20″

FORTADECK LOSACERO / ACANALADAS
Fabricamos Fortadeck Sec. 15, 25 y 30 y Lamina acanalada R72, R101, 0-30, 0-725, 0-100 y RN 100/35

MONTERREY

Blvd. Carlos Salinas de Gortari Km. 8.8
Apodaca, N.L. C.P. 66600
Tel. (81) 8156-5200
E-mail: fortaceromty@fortacero.com

MÉXICO

Av. Ceylán 1042 Nte.
Col. Industrial Vallejo
Mexico, CDMX, C.P. 02300
Tel. (55) 5078-1212
E-mail: fortaceromx@fortacero.com

MÉXICO 2 (Los Reyes)

Carretera México - Texcoco Km 22.5
Col. La Magdalena Atlicpac
La Paz, Estado de México. CP. 56525
Tel. (55) 8851-9800 / 29
E-mail: fortaceromx2@fortacero.com

GUADALAJARA

Periférico Nuevo Km 4.5 Parque Industrial El Salto
Delegación San José del Castillo,
El Salto, Jalisco C.P. 45685
Tel. (33) 3612-0860, (33) 3612-0870
E-mail: fortacerogdl@fortacero.com

TIJUANA

Calle de Acceso 8080,
Col. El Tecolote, Tijuana, B.C., C.P. 22644
Tel. (664) 660-0100/01,
E-mail: fortacerotij@fortacero.com

MEXICALI

Blvd. Lázaro Cárdenas 2023
Mexicali, B.C. C.P. 21390
Tel. (686) 563-1888
E-mail: fortaceromxl@fortacero.com

HERMOSILLO

Carretera a Sahuaripa 356
Hermosillo, Sonora. C.P. 83299
Tel. (662) 800 8800
E-mail: fortaceroson@fortacero.com

CULIACÁN

Carretera el Dorado #3501
Campo el Diez
Culiacán , Sinaloa. C.P. 80300
Tel. (667) 500-3900
E-mail: fortacerocul@fortacero.com

CHIHUAHUA

San Antonio #12628
Col. Las Animas
Chihuahua, Chihuahua. C.P. 31450
Tel. (614) 350-0600
E-mail: fortacerochi@fortacero.com

LAGUNA

Valle del Guadiana 297
Parque Industrial Gómez Palacio
Gómez Palacio, Dgo. C.P. 35078
Tel. (871) 750-2400
E-mail: fortacerolag@fortacero.com

SALTILLO

Blvd. Vito Alessio Robles 4821
Col. Asturias, Saltillo, Coah. C.P. 25107
Tel. (844) 439-2210 / 11 / 26 / 64
E-mail: fortacerosal@fortacero.com

SAN LUIS POTOSI

Av. Ampliación 310
Zona Industrial
San Luis Potosi, SLP. C.P. 78395
Tel. (444) 870-0400
E-mail: fortaceroslp@fortacero.com

LEÓN

Blvd. José María Morelos 4802
Col. Industrial Julián de Obregón
León, Guanajuato C.P. 37290
Tel. (477) 711-2020, 784-0639/51
E-mail: fortaceroleo@fortacero.com

QUERÉTARO

Libramiento Sur-Poniente Km. 15 / 840
Col. Ejido Los Ángeles
Corregidora, Qro. C.P. 76908
Tel. (442) 217-2000
E-mail: fortaceroqro@fortacero.com

PUEBLA

Carril de San Cristóbal 102
Parque Industrial Chachapa,
Amozoc de Mota, Puebla, C.P. 72990
Tel. (222) 141-5810
E-mail: fortaceropue@fortacero.com

VERACRUZ

Av. Las Torres 1572
Cd. Industrial Bruno Pagliai,
Veracruz, Ver. C.P. 91697
Tel. (229) 155-0100
E-mail: fortacerover@fortacero.com

MERIDA

Calle 15 S/N esquina con calle 14
Col. Industrial, Merida, Yuc. C.P. 97288
Tel. (999) 428-0100
E-mail: fortaceromer@fortacero.com

AGUASCALIENTES

Harold R. Pape No.4 Int 3
Trojes de Alonso
Aguascalientes, Ags. C.P. 20120
Tel: (449) 478-7400
E-mail: Fortaceroags@fortacero.com

Emisión: 01/22